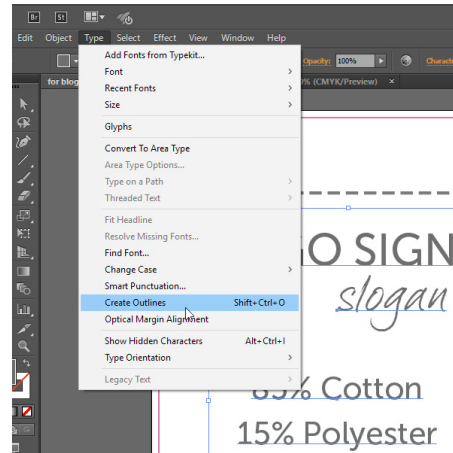
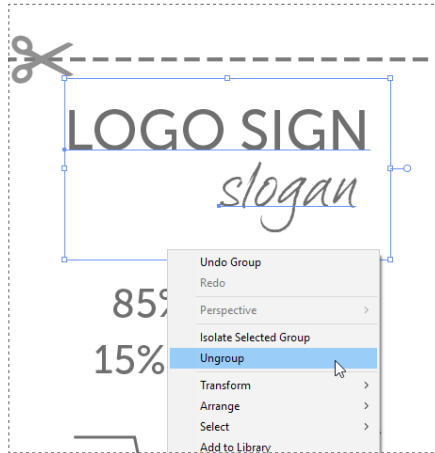


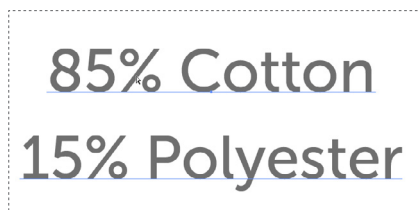
# \*HOW TO OUTLINE FONTS In Adobe Illustrator



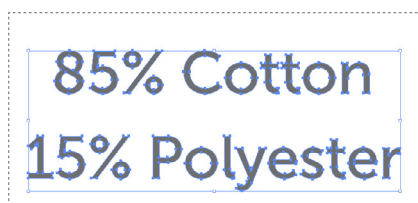
**1** Make sure that all graphics are ungrouped, by clicking on them together and with the right mouse click if the 'Ungroup' menu appear, just click on it.

**2** Highlight all fonts together with the selection tool. Go to the menu 'Type' on the left upper corner click on 'Create Outlines'.  
In Corel Draw this option is called 'Convert to Curves'

**BEFORE OUTLINING**  
you can type on the text



**AFTER OUTLINING**  
you can not type on the text



**ALL GRAPHICS IN THE FILE  
MUST BE OUTLINED!**

