
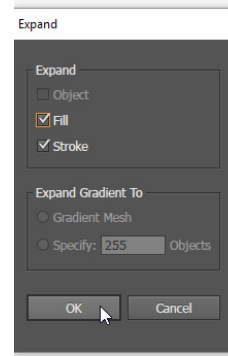
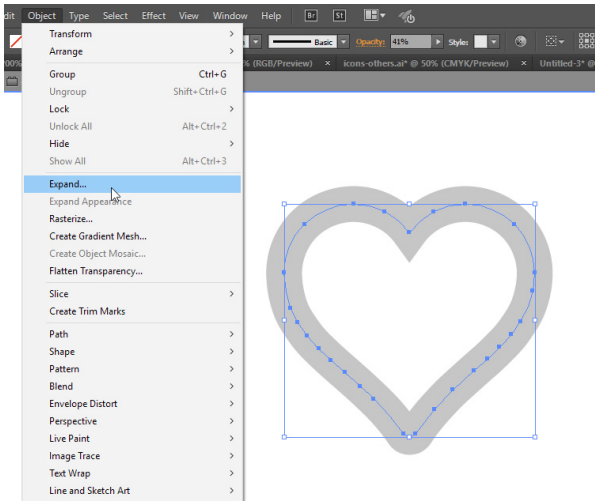

*HOW TO OUTLINE GRAPHICS In Adobe Illustrator

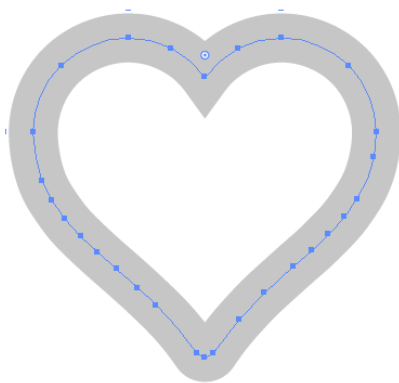


1 Highlight the graphic with the selection tool. Go to the menu 'Object' on the left upper corner and click on 'Expand'.

2 Click 'OK' on the pop up menu.

BEFORE OUTLINING

your graphic can change by transferring the files from one program to another!



AFTER OUTLINING

the graphic will remain whole without losing details!

